



# e-Treasury Business Banking/WOL Migration Admin Comparison

User Options & Report Differences

July 10, 2023





## Table of Contents

Overview .....	3
e-Treasury: Admin Manager .....	4

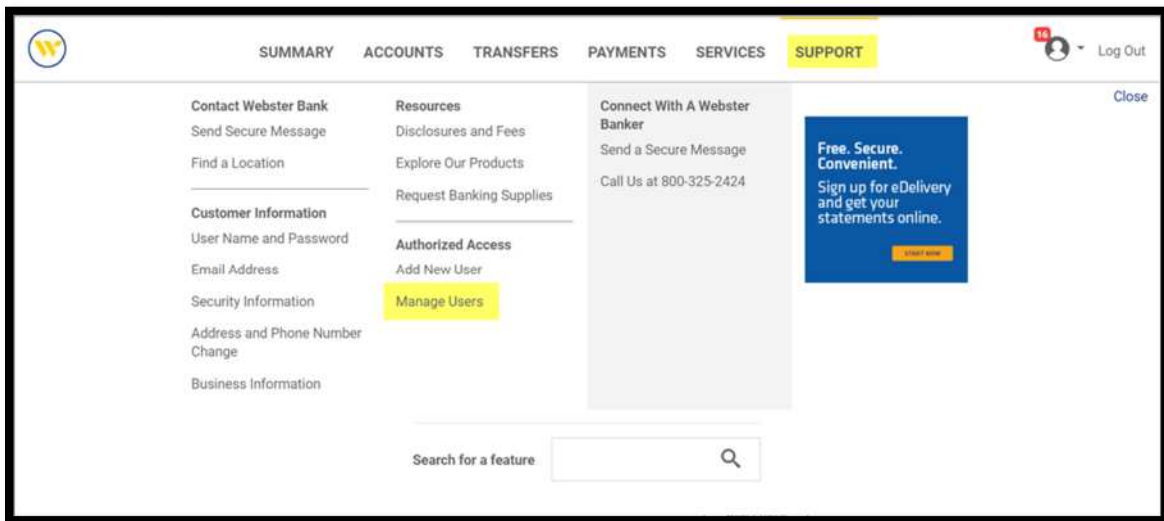


## Overview

To facilitate the migration of Webster clients to e-Treasury Business Banking, this document details differences between Webster Online's (WOL) and e-Treasury Business Banking's Admin Manager. Illustrations include user options throughout this feature.

## WOL vs. e-Treasury Business Banking Admin Manager

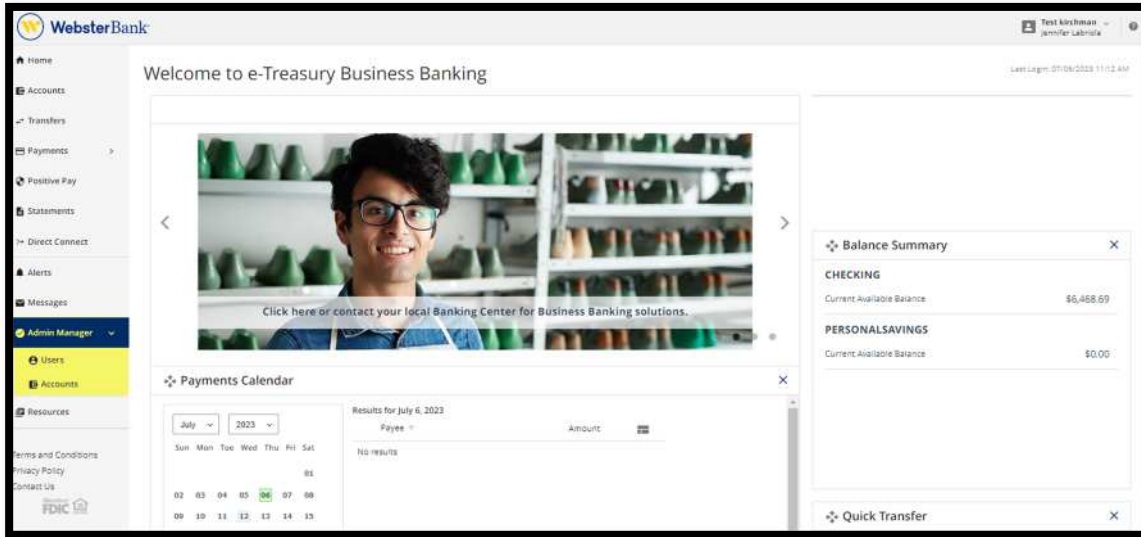
WOL's Support is the equivalent of e-Treasury's Admin Manager.





## e-Treasury: Admin Manager

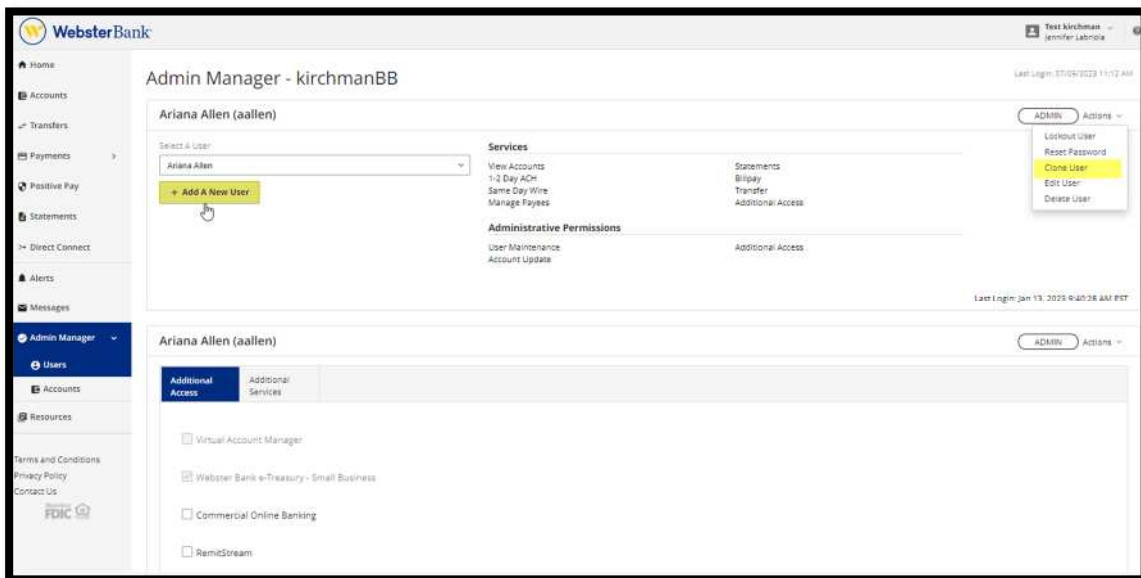
Use the Admin Manager menu option to create, edit or delete users.



## Add a user

Select an existing user from the dropdown box and choose the action Clone User. This will allow you to clone the Services and Accounts from this user.

Create a new user by choosing Add A New User



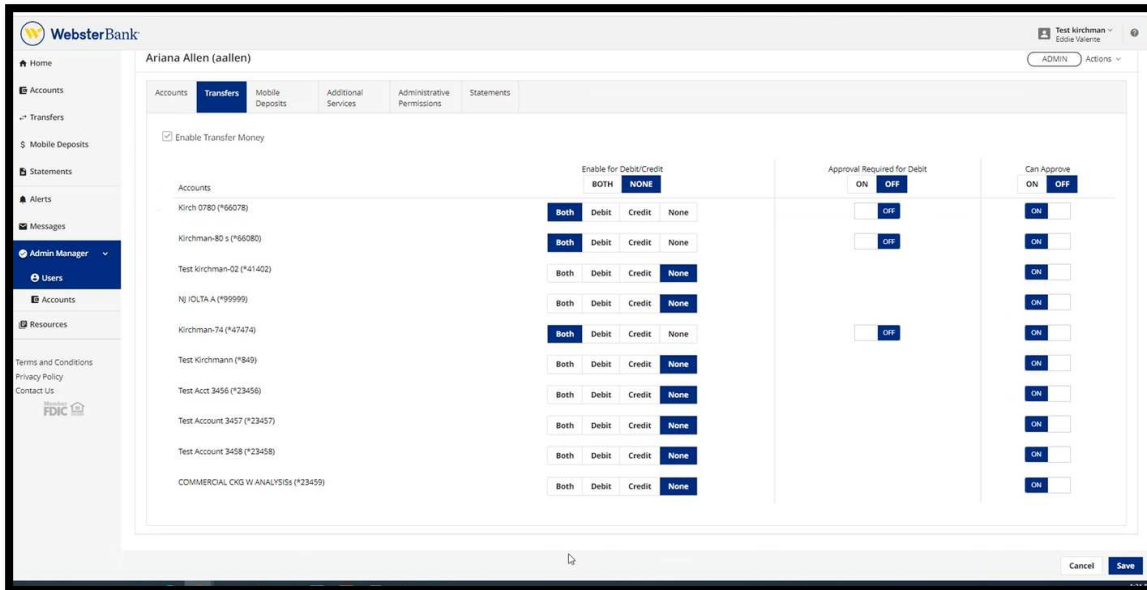


Fill in the user's required information (marked with an asterisk), and click Save.

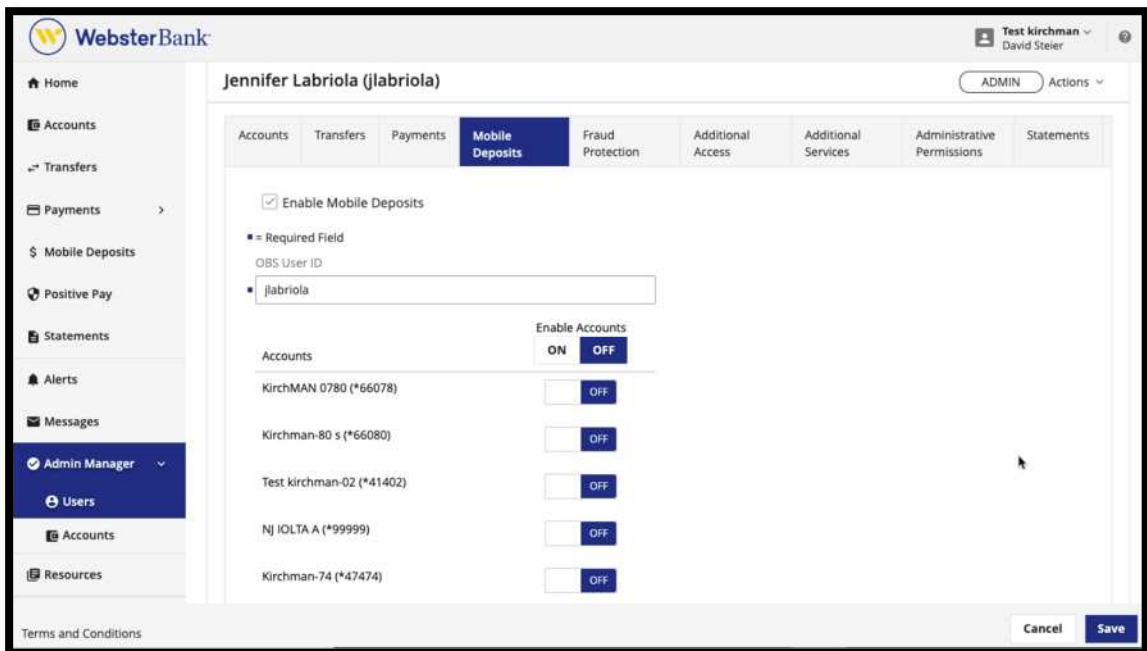
You can now give access to services on an account by account basis by clicking the tab and toggling the On or Off boxes for each account.



On the Transfers tab, determine the user's permissions to enable debits and/or credits at the account level and click Save.

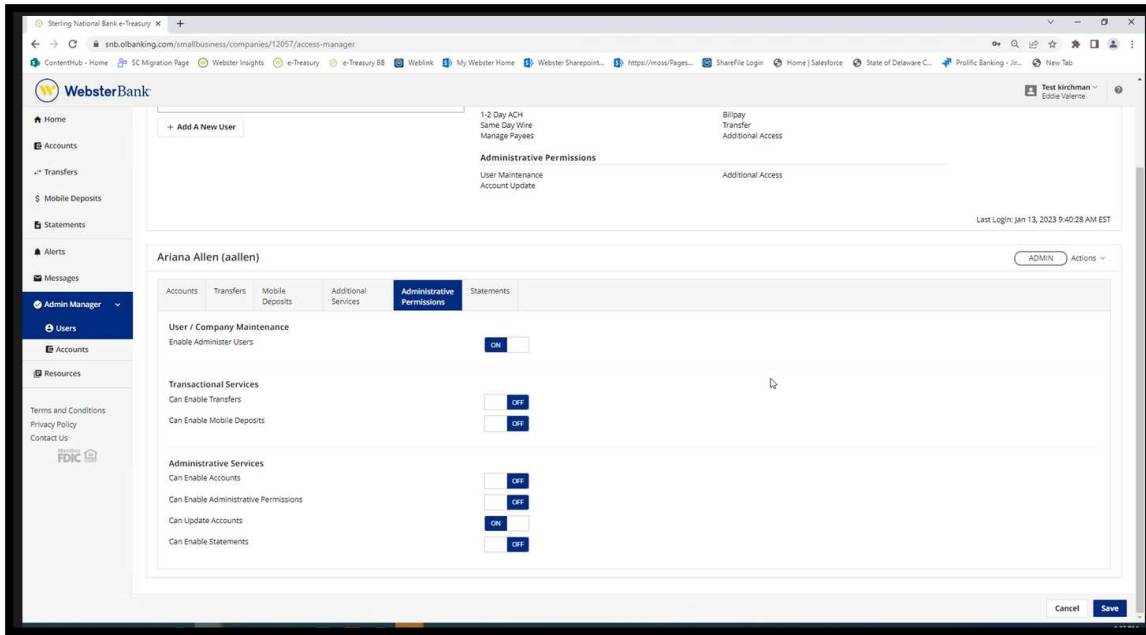


Click on the Mobile Deposits tab and toggle on or off buttons for each account to enable the user, then click Save.

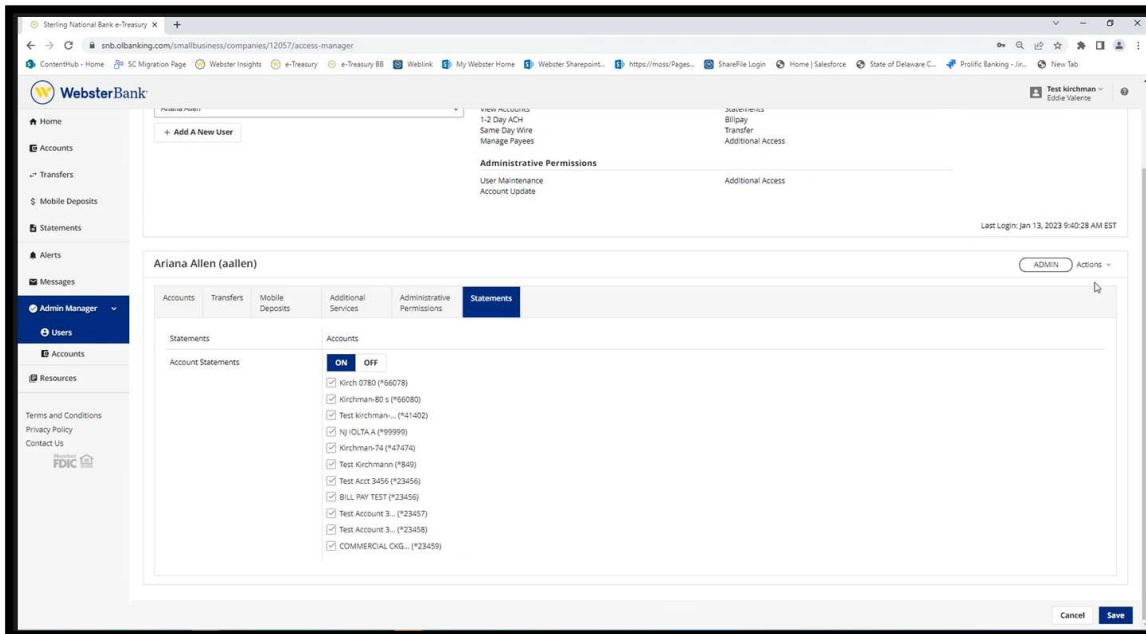




Then click on the tab Administrative Permissions to continue the user set-up.



Then click on the Statements tab to permission access on an account basis.





Account Names can be customized under the Accounts option menu. Enter a Name and click Save.

Number	Type	Name	
KirchMAN 0780 (*66078)	CHECKING	<input type="text" value="New Test Name"/>	<input type="button" value="Save"/>
Kirchman-80 s (*66080)	CHECKING	<input type="text" value="Kirchman-80 s"/>	<input type="button" value="Save"/>
Test kirchman-02 (*41402)	CHECKING	<input type="text" value="Test kirchman-02"/>	<input type="button" value="Save"/>
Name change test 6.24 (*52569)	CHECKING	<input type="text" value="Name change test 6.24"/>	<input type="button" value="Save"/>
NJ IOLTA A (*99999)	CHECKING	<input type="text" value="NJ IOLTA A"/>	<input type="button" value="Save"/>
Kirchman-74 (*47474)	CHECKING	<input type="text" value="Kirchman-74"/>	<input type="button" value="Save"/>
Test Kirchmann (*849)	PERSONALSAVINGS	<input type="text" value="Test Kirchmann"/>	<input type="button" value="Save"/>
Test Acct 3456 (*23456)	CHECKING	<input type="text" value="Test Acct 3456"/>	<input type="button" value="Save"/>
BILL PAY TEST (*23456)	CHECKING	<input type="text" value="BILL PAY TEST"/>	<input type="button" value="Save"/>
Test Account 3457 (*23457)	CHECKING	<input type="text" value="Test Account 3457"/>	<input type="button" value="Save"/>



Webster Bank, N.A. Webster, Webster Bank, the Webster Bank logo, and the W symbol are trademarks of Webster Financial Corporation and registered in the U.S. Patent and Trademark Office. © 2023 Webster Financial Corporation. All Rights Reserved.